

# RoHand II Operator Manual



Manufactured By:

Harvest Pro MFG

[www.harvestpromfg.com](http://www.harvestpromfg.com) | 717-768-7619

25 Old Leacock Rd | Ronks PA 17572

Scan the QR code to access assembly instructions




**Safety:** The operator assumes responsibility for safety during operation of this machine. A reasonable, common sense approach to the safe-operating of the RoHand II will virtually eliminate any accidents that could result in injury.

### **IMPORTANT BATTERY MAINTENANCE INSTRUCTIONS:**

When the RoHand is not in use (i.e. during winter months), store battery fully charged in a cool dry place and recharge every 60 days






Control switches for light port, master, and direction. (LED light is not included in base model)



Foot pedal (speed control) | steering pedals (right and left)




Be sure to adjust headrest and pads for optimum comfort for each individual






Turn lever to the side to engage motor



Turn lever upright to disengage motor



To adjust wheel width spacing, remove five (5) bolts on each side in the front of machine and two (2) bolts on each side in the rear of machine.



There is one grease zerker inside each wheel and at the steering pivot that should be greased on a weekly basis during regular use.

One hard to find grease zerker at the rear of machine that should be greased occasionally.



### **Warranty Coverage**

Harvest Pro MFG, LLC hereby provides a limited one (1) year warranty on the product manufactured by Harvest Pro MFG that such products shall be free from manufacture's defects in any of the product's components in the twelve (12) month period following the original date of purchase from the authorized dealer (the warranty period). Electronic components shall be covered by warranty for six (6) months from the date of purchase.

Harvest Pro MFG LLC hereby excludes and disclaims all other warranties, statutory, express or implied, including without limitation any implied warranty of mechanical or fitness for any particular purpose and warranty arising from usage of trade or course of dealing. Defective components will be repaired or replaced at the discretion of the manufacturer. This product's warranty is limited to incidental or consequential damages of any kind. This product warranty covers the purchaser of this product and any other(s) who own it during the warranty period. To retain proof of warranty the product must be operated and maintained as set forth by its owner's manual. For warranty service, please have a copy of the purchase invoice available.

Warranty void if:

1. The product has been subject to, in the opinion of Harvest Pro MFG, negligent handling, misuse, and accident or if the instructions in the owner's manual were not completely followed.
2. The products components have been altered in any manner without the direct instruction from the manufacturer, not installed per the manufacturer's instructions, or repairs have taken place with unapproved parts.

Obtaining warranty service:

All product warranty claims must be made through an authorized Harvest Pro dealer. All warranty claims must be submitted with an invoice or a proof of purchase that denotes the purchase date and place of purchase. If you have any questions or comments concerning this warranty, please contact Harvest Pro MFG, or an authorized Harvest Pro dealer.

Harvest Pro MFG.  
25 Old Leacock Rd  
Ronks PA 17572

717-768-7619 | [office@harvestpromfg.com](mailto:office@harvestpromfg.com)

